

J.BURROWS

.....

ASSEMBLY INSTRUCTIONS

ACTON MEDIUM BACK CHAIR

JBACTMBMBK/JBACTMBMGR/JBACTMBMBD



Weight Capacity: 120 kg

This design and instruction booklet is subject to copyright.
www.officeworks.com.au

1 Carton

For spare parts or hardware call 1300 OFFICE

Estimated Assembly Time: 45 minutes

Customer Service Contact Details



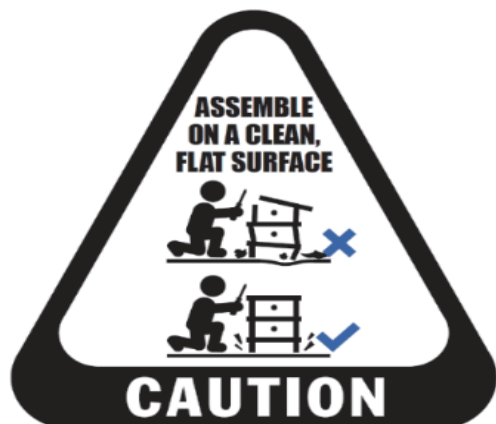
Spare Parts & Hardware

1300 OFFICE

People Required



General Advice



NOTE

- Please check you have all hardware before assembling.
- If you are missing any hardware, please contact 1300 OFFICE.
- Please contact Mister Fixit for spare or missing keys at info@misterfixit.net.au or call 1800 234 800
- Please ensure you have the name of the item, required hardware part and quantity.
- Please retain your receipt as proof of purchase to validate your warranty.

CAUTION

- Do not tighten screws before all screws are in the right place.
- Do not use this product unless all bolts and screws are firmly secured.
- Check that all bolts and screws are securely tightened at least every 4 months.

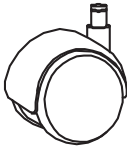
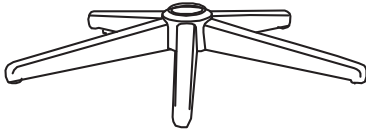
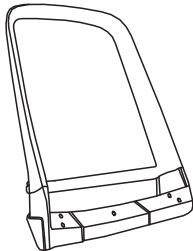

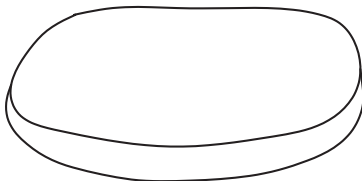

WARNING

- If parts are missing, broken, damaged or worn, stop using the product until all repairs are made using manufacturer authorised parts.
- Failure to follow these warnings could result in serious injury.

DANGER

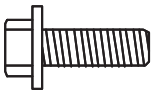




- CHILDREN MUST BE SUPERVISED.

Parts List

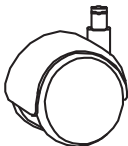
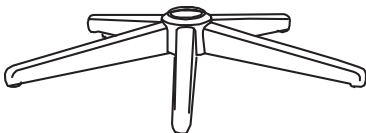
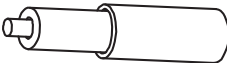
Ax5 	Bx1 	Cx1 
Dx1 	Ex1 	Fx1 

Hardware List

Hardware Spare Parts number - HWACTONMHW

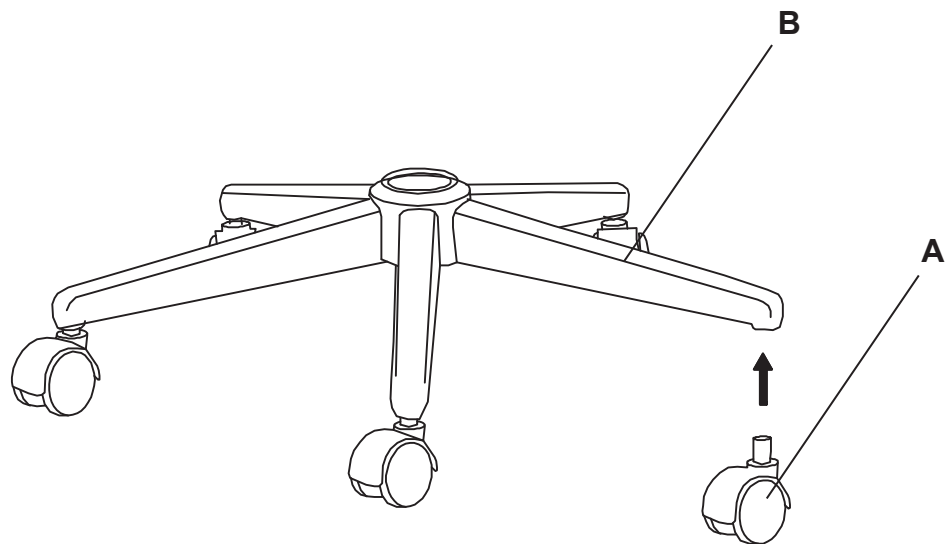
Hx4  M6 x 22mm	Ix4  M6 x 40mm	Jx1  M6 x 35mm
Kx5  Ø6.5 x 16 x 1.5mm	Lx1  M4	

Spare Parts number -

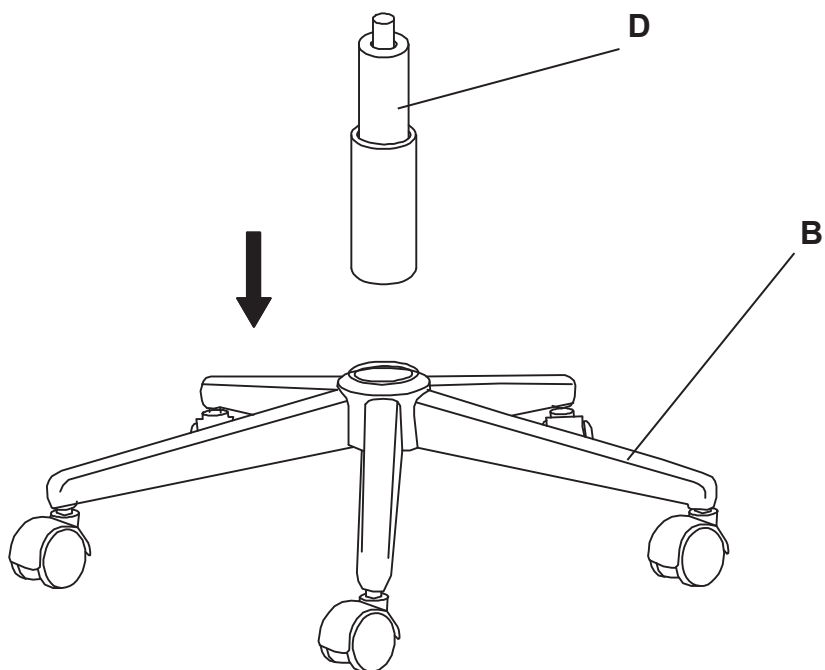
HWACTONMCA  Ax5	HWACTONMBS  Bx1	HWACTONMGL  Dx1
--	--	--

Assembly

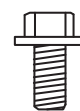
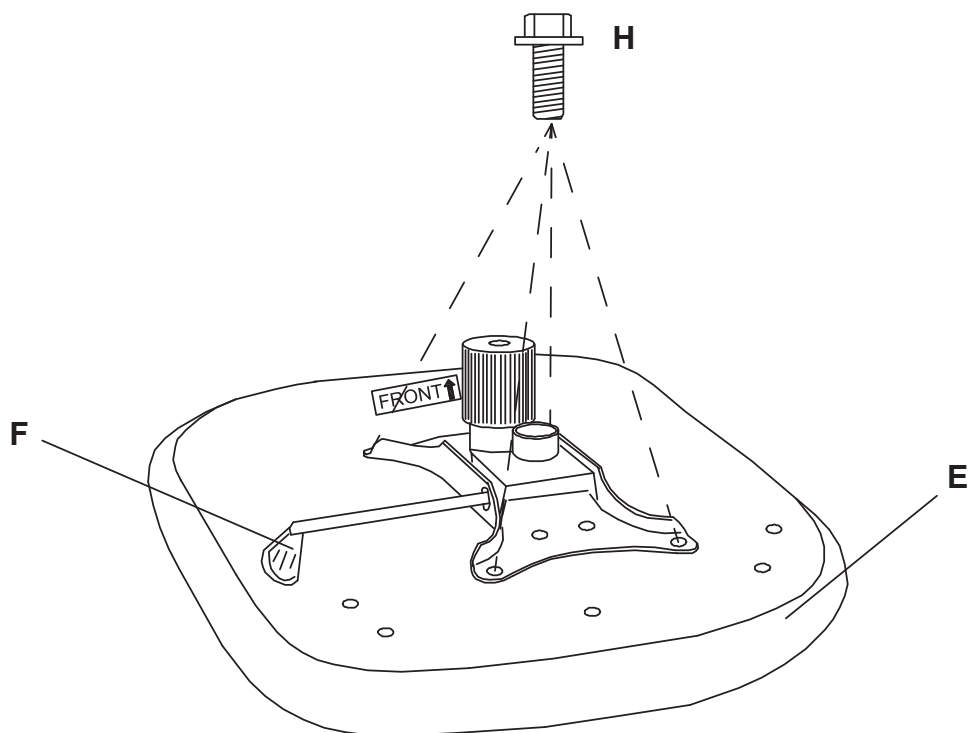
Step 1



Step 2



Step 3



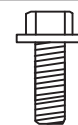
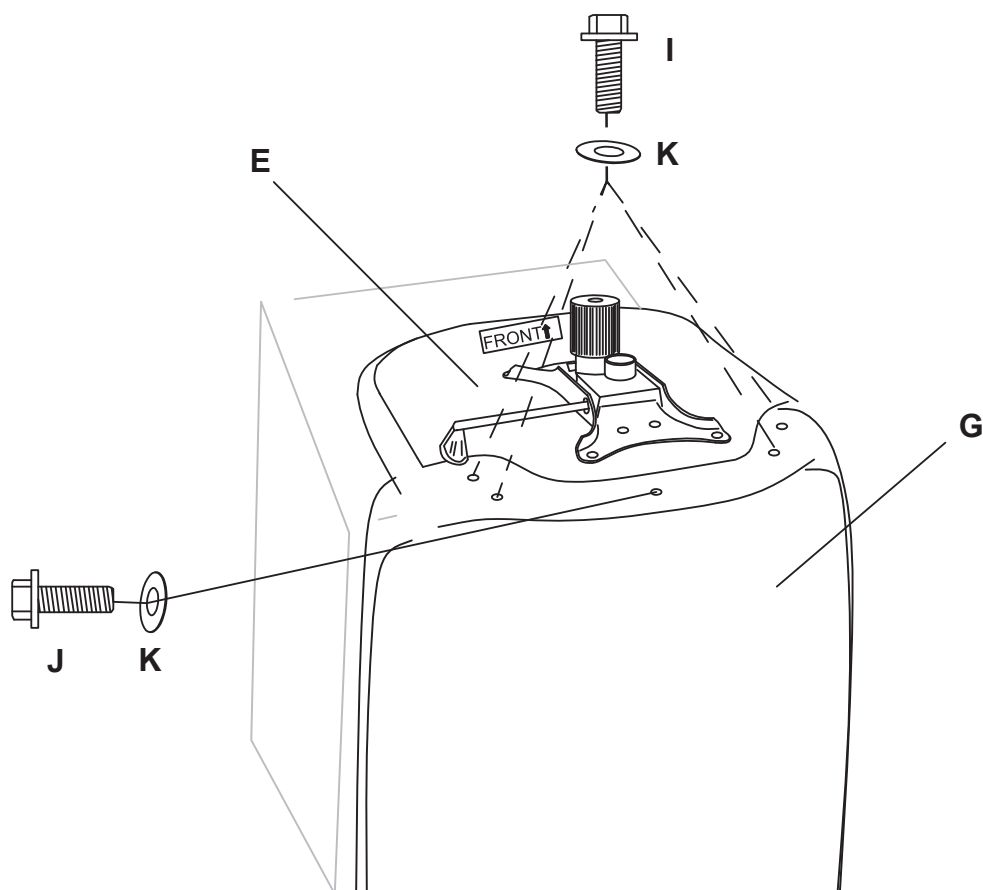
Hx4




M4

Lx1

Step 4



Ix4



Jx1



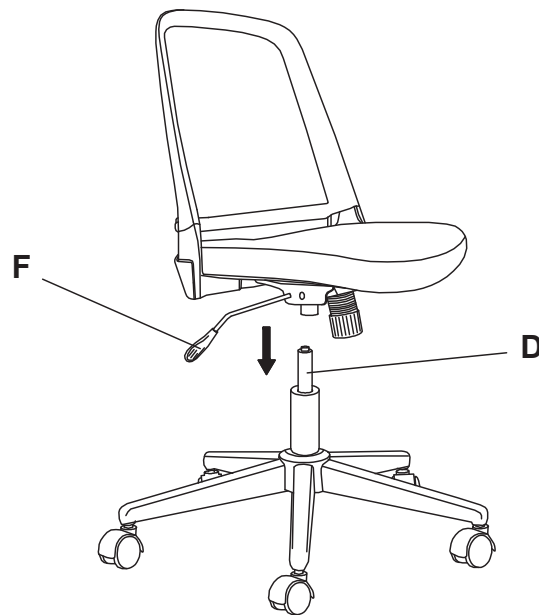
Kx5



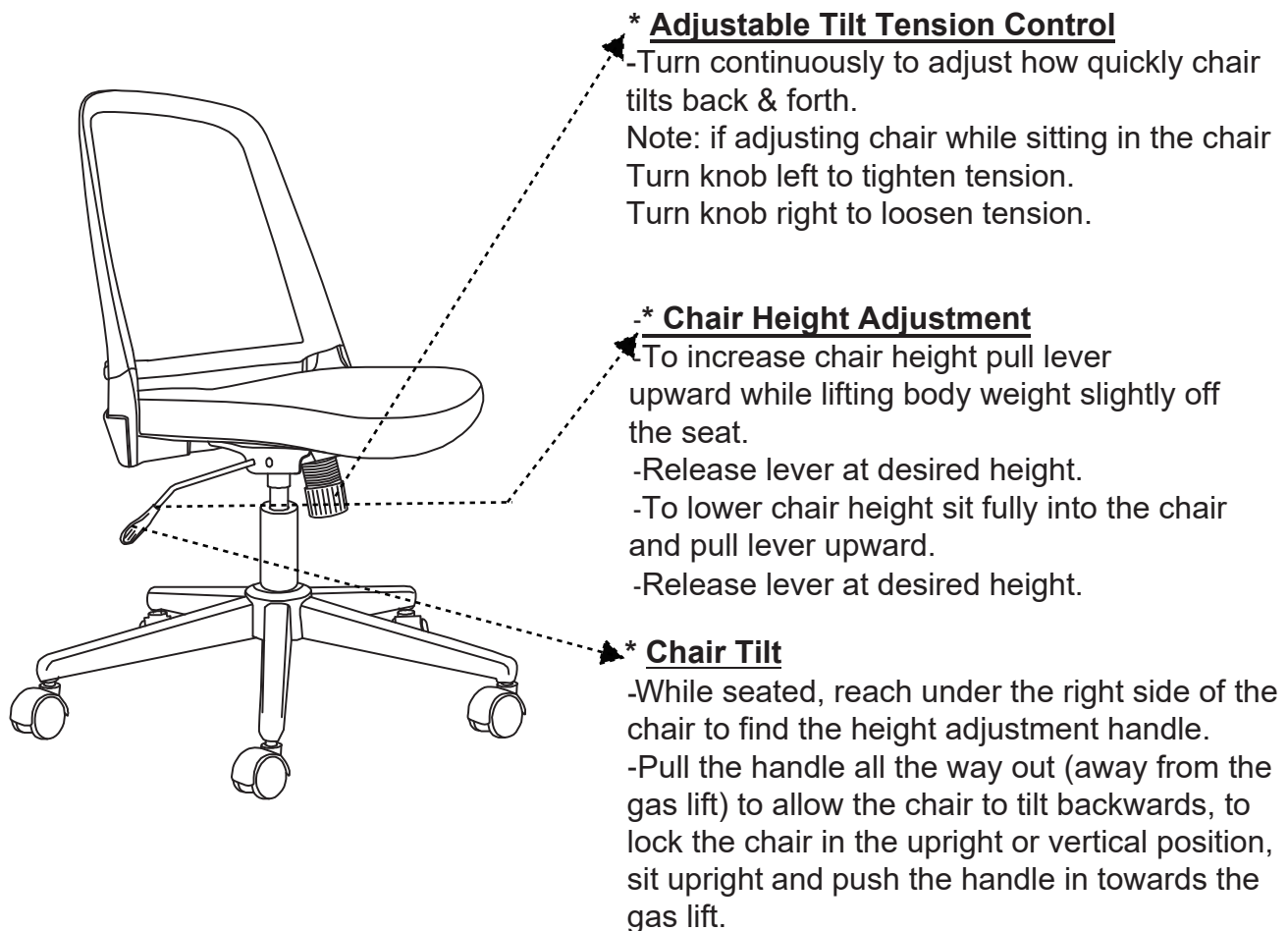
M4

Lx1

Step 5



Function



Care Instructions - Fabric Chairs

- Dust and vacuum chair fabric to remove dust and dirt.
- Wipe over surfaces with damp cloth rinsed in warm water and mild detergent.
- If any stains persist, use a water-based cleaner. Ensure a spot test is complete first to ensure it does not affect the fabric color.
- Do not use harsh detergents, solvents or abrasive cleaners.
- Clean, check and tighten all parts regularly.

Warranty 12 months

Product Warranty - valid for Australian customers only

Officeworks Ltd warrants that this product will be free from defects and work as intended for 12 months from the date of purchase by the original customer.

If the product has any defects or does not work as intended during the Warranty Period, Officeworks will, at its election and at its expense, repair or replace the product.

This warranty does not apply:

- To cosmetic damage;
- To damage caused by consumables used in connection with the product (such as cleaning products);
- Where the product has not been used in accordance with all provided instructions;
- To damage arising from fair wear and tear;
- Where the product has not been subject to reasonable use;
- Where the product has been intentionally or negligently damaged; and/or if the customer has attempted to repair the product.

To make a claim under this warranty, please return your product with your receipt or proof of purchase to your nearest Officeworks store or contact 1300 633 423.

This warranty is provided in addition to any rights you may be entitled to under the Competitions & Consumer Act 2010.

Our goods come with guarantees that cannot be excluded under the Australian Consumer Law. You are entitled to a replacement or refund for a major failure and compensation for any other reasonably foreseeable loss or damage. You are also entitled to have the goods repaired or replaced if the goods fail to be of acceptable quality and the failure does not amount to a major failure.

Thank you for your purchase. Please retain your receipt to validate warranty. If you would like to know more about our furniture products, please visit www.officeworks.com.au